




## CONTACT

 Mattathil(H) Manjoor P.O  
Kuruppanthara Kottayam  
Kerala-686603

 8078193092  
 annextom2000@gmail.com



# ANNEX TOM MATTON

## RADIOGRAPHER

Talented radiographer experienced in delivering high – quality patient care. Communicates and collaborates well for successful department teamwork. Adaptable and proactive for responsive service -led support. Competent individual seeks hand - on experience in busy hospital imaging operations. Manages varied workloads with strategic planning and prioritization for good schedule adherence. Capable student with excellent communication, Observation and Organization skills seeks radiography role. Offers practical knowledge and understanding of imaging and diagnostic techniques for professional patient care.

## PERSONAL DETAILS

DOB 13 Nov 2000  
Marital status Single  
Nationality Indian

## KEY SKILLS

- Technical skills
  - Diverse examination techniques
- Radiology
  - Patient documentation
- Patient Rapport building
  - Equipment evaluation
- DEXA scanning
- CT Scanning
  - Portable Examinations
  - Theatre examinations
  - X-Ray scanning
  - Workflow management
- Multidisciplinary teamwork
- MRI Scanning
- Plain film Imaging
- Radiographic techniques
- Adaptability and Empathy

## LANGUAGES KNOWN

- English  
(Full Professional Proficiency)
- Malayalam  
(Native or bilinal Proficiency)
- Tamil  
(Professional working proficiency)

## ACADEMIC HISTORY

**BSc. Radiography and Imaging Technology** **2019-2023**  
**Ganga Institute of Health Science, Coimbatore**

**St. Xavier's VHSS , Kottayam, Kerala** 2018-2019

### Higher Secondary

**St. Xavier's VHSS, Kottayam, Kerala** 2016-2017  
**SSLC**

## EXPERIENCE

### Ganga Medical Centre Hospital pvt. Ltd, Coimbatore

#### Internship - (2023-2024)

- MRI - Routine MSK Studies
- CT - Routine MSK studies – whole body, Spine, Extremities, Angiogram, HRCT and contrast studies. X -Ray Routine MSK studies and special view, trauma and potable X-Ray employed with CR and DR image receptors
- X-Ray
- OPG
- BMD
- C – arm

#### EQUIPMENT HANDLED

##### MRI

- Siemens MAGNETOM SYMPHONY 1.5 T
- Siemens MAGNETOM LUMINA 3 T

##### CT

- Siemens SOMATOM Go now 32 Slice
- GE REVOLUTION CT99 16 Slice

**DR**

- Siemens multix Fusion 800 mA
- Siemens multix Impact 800 mA
- Siemens Multix Fusion/Max 800 mA
- Carestream DXR Revolution 500 mA
- Fuji Radspeed 500 mA 300M AGFA DX 300 (Tejaswini)

**CR**

- Fujifilm Capsula XLII AGEA 85 X

**C -Arm**

- Siemens cios select
- Seimens SIREMOBIL Compact L
- GE Brivo

**BMD**

- GE -Prodigy series

**OPG**

- Myray

## CONFERENCE ATTENDED

- CME on Radiology and Imaging Technology 2022 conducted by ISRT at Acharya Institute of Health Science, Bangalore.
- National Conference held at Adhitya Institute of Health Science, Coimbatore
- Roentgen Day with CME 2021, Coimbatore
- International Day of Radiology one day conference by SOIRT at Sri Ramakrishna Multispecialty Hospital, Coimbatore
- International Day of Radiology one day conference conducted by SOIRT at SNS College, Coimbatore

## REFERENCE

**Dr. PUSHPA BT – Ganga Medical Centre and Hospital Pvt Ltd**  
HOD/CONSULTANT RADIOLOGIST  
gangaradiology2017@gmail.com

**Dr. Esther John - Ganga Institute of Health Sciences**  
Dean and Principal  
gangahealth2014@gmail.com

## DECLARATION

I solemnly declare that the information furnished above is free from errors to the best of my knowledge and belief