



# SUKU RAI

## RADIOLOGY TECHNICIAN



<https://www.facebook.com/rahyinyroy9>  
facebook



[https://instagram.com/rahyint2?utm\\_source=qr&igshid=MzNING](https://instagram.com/rahyint2?utm_source=qr&igshid=MzNING)  
instagram



@raisuku232  
twitter



7797037226

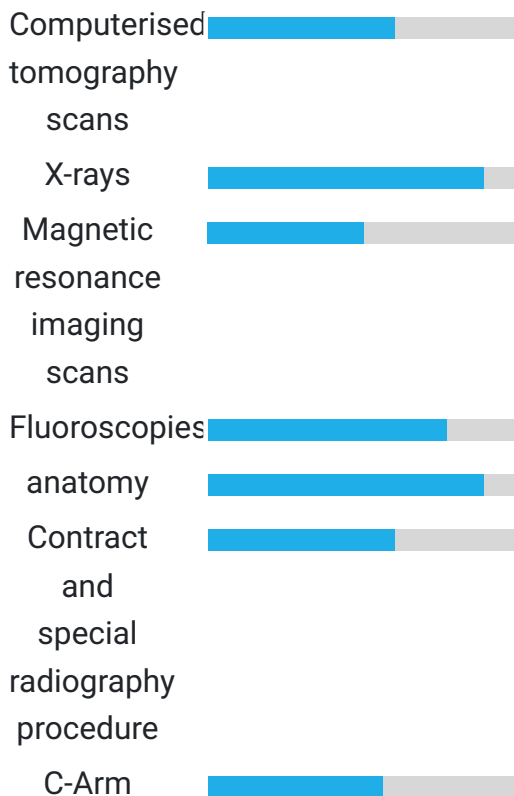


Dhurpiney- Chaking  
Gumpa-PW, Chakung  
GPU, West sikkim-  
737121

### ABOUT ME

I am a quick to learn and willing to adapt to any job. I am flexible, reliable and possess excellent time keeping skills. I am an enthusiastic, self-motivated, reliable, responsible and hard working person. I am a mature team worker and adaptable to all challenging situations. I am able to work well both in a team environment as well as using own initiative. I am punctual with an excellent attendance record

### SKILLS



rahyinyroy9@gmail.com



<https://www.linkedin.com/in/rai-19390518b>

### EDUCATION



#### CLASS X / (Science 5.6 % )

Government Senior Secondary School, Chaking  
West Sikkim,Sikkim-737121 | Chaking ,West  
Sikkim,Sikkim-737121 | India  
2015 - 2016  
Exam Board (CBSE)



#### CLASS XII / (Science 6.2 % )

Government Senior Secondary School  
Chaking,West Sikkim,Sikkim - 737121 | Chakung,  
West Sikkim -737121 | India  
2017 - 2018  
Exam Board (CBSE) Science Background



#### BSC RADIOGRAPHY AND IMAGING TECHNOLOGY / (Radiology 6.1 % )






Excel Institute Of Health  
Science,Komarapalaya,Tamil Nadu-637303 |  
Komarapalaya, Namakkal District,,Tamil Nadu-  
637303 | India  
2018 - 2022  
\*Affiliated To The Tamil Nadu Dr.M.G.R.Medical  
University,Chennai \*Sponsored By SRET- Sir  
Rengaswamy Educational Trust, \*3 Years Course  
+ 1yrs Internship Program



### EXPERIENCE

Dental radiography 

## LANGUAGES

English   
Hindi   
Nepali   
Malayalam   
limited working proficiency  
Tamil   
limited working proficiency

## HOBBIES



## REFERENCE

**Dr. Mithun Mathew , Consultant Radiologist, MBBS,DMRD**

Kinder Hospital, kochi, Kerala, India  
dr.mithun.m@kinderkochi.com ,

## Sunrise Multi-Speciality Hospital, Kakkanad ,Kerala- 682030 / 6 Month Trainee Radiology Technician

Kakkanad ,Kerala- 682030 | India

July 2022 - Dec 2022

Sunrise Institute Of Medical Sciences (P) Ltd Is A 250 Bedded Tertiary Multi-Speciality Hospital And Asia's Apex Centre For Key-Hole Surgery With State-Of-The-Art Facilities For Excellent Diagnostic And Therapeutic Services And Managed By Highly Qualified Personnel And Also Has 5 Other Hospitals. This Hospital Having The Following Department Such As CT MRI Dexa Scan IVF C T Brain Angio C T Pulmonary Angio C T Lower Limb Angio C T Urography C T Sinogram

## Kinder Multi-Speciality Hospital, Pathadipalam, Edappally,Kochi-682024 / 6 Month Trainee Radiology Technician

Pathadipalam, Edappally,Kochi-682024 | Suku Rai  
Jan 2023 - July 2023

KINDER Hospital, A Unit Of Kindorama Healthcare Pvt Ltd, Upholds International Standards To Provide Comprehensive And Quality Health Care Services, At An Affordable Cost, To All Strata Of The Society. The Department Of Radiology And Radiological Science Is Committed To Offering The Highest Quality Medical Care. Radiology Department Is Well Recognized For Its Services And High Standards In The Community. Highly Qualified And Skilled Doctors, Technicians, Nurses And Other Support Staff Form The "Radiology Team". A Few Of The Specialized Diagnostic Investigations Performed In The Department Are: C T Brain Angio C T Pulmonary Angio C T Lower Limb Angio C T Urography C T Sinogram C T Renal Angio MRCP MR Urography USG 4D Scan USG Doppler Studies Etc.

## ACHIEVEMENT

**National Level Programme , SAHS,VMRF(DU)**

August , 2021

\*Topic- Radiation safety and Protection on Diagnostic Radiology, Radiation Therapy and Nuclear Medicine

\*School of Allied Health Science, Vinayaka Mission's Research Foundation Salem ,Tamil Nadu, India

### **Cultural Festival , Dr. S.K Rajkumar**

December , 2018

Conference at state level inter college AHS Cultural festival

## **PROJECTS**

### **MRI in Spinal Trauma , Presenter**

3 month , 3 member

To evaluate the role of magnetic resonance imaging (MRI) as a non-invasive diagnostic tool in patients with acute and chronic spinal trauma and to compare and correlate the MRI findings with those of patients' clinical profile and neurological outcome according to ASIA impairment scale to assess prognostic and clinical value of MRI

## **DECLARATION**

The information stated above is true to the best of my knowledge and belief.

Your's faithfully,

