




JWALA JOSE

Medical Laboratory Technologist

Certified Medical Laboratory Technologist with more than 5 years of experience. Seeking to ensure efficiency & accuracy at the laboratory, performing high-complexity lab tests in a fast-paced laboratory environment passionate about helping diagnose and prevent illness and diseases.

CONTACT

-  jwalajose6961@gmail.com
-  +919605480907
-  Kochara, Idukki

STRENGTHS

- Patience
- Self confidence
- Optimistic
- Hard Working
- Desire to Learn
- Presentation Skills

PROFESSIONAL REGISTRATION

- Paramedical Council of India Registration number: K8703

EXPERIENCE

- 4 hours daily clinical posting experience in the computerized lab of St Thomas of Hospital, Chethipuzha during the course time of 3 years (upto 6th Semester) and also many outdoor camps are attended during the course time. 1 month project work done at the department of microbiology at Sunrise Hospital Ernakulam.
- Worked as Lab Technician from July 2017 to Feb 2023 at S H MEDICAL CENTRE , KOTTAYAM.

PROJECT WORK DONE

- Comparative Study of O and H antigen levels with clinical condition in enteric fever.

PROFESSIONAL KNOWLEDGE

1. Biochemistry

Biochemical routine tests like, Sugar, Urea, Creatinine, Uric acid, Calcium, Phosphorous, Lipid profile, Liver function test, Amylase, Creatine kinase.

2. Hematology

- Peripheral smear reporting (including Hb, Tc, Dc)

ACADEMIC QUALIFICATIONS

- Bsc. MEDICAL LABORATORY TECHNOLOGY from StThomas College of Allied Health Science,Chethipuzha. 2013-2017
- Higher Secondary Education from Ossanam E.M.H.S.S Kattappana. 2011-2013
- SSLC From Deepa H.S Kuzhitholu March 2011

PERSONAL DETAILS

- Date of birth : 01-09-1995
- Gender : Female
- Marital Status : Single
- Nationality : Indian
- Religion : Christian
- Language known : English&Malayalam
- Passport number : S4198157
- Permanent Address :MULLENKUZHYIL(H)
KOCHARA (PO)
VANDANMEDU,
IDUKKI (DT)
PIN: 685551

- Determination of ESR.
- Preparation of peripheral smear.
- Staining techniques for peripheral smear
- Phlebotomy.
- PT, APTT, Bleeding time & clotting time.

3.Blood Banking

- Donor screening and bleeding.
- ABO Blood grouping & Rh typing.
- Direct & Indirect Coombs test.
- Different methods of cross matching-Saline, Albumin, Coombs.
- Component separation.

4.Clinical pathology

- Examination of urine & stool
- Perform stool OB

5.Microbiology

- Aerobic & Anaerobic cultures of Bacteria.
- Antibiotic Sensitivity Test.
- HIV, HBsAg, HCV, Dengue, Malaria & Leptospira Detection By Card test.
- Perform AFB & Grams Staining etc.

MACHINE HANDLED

Haematology

- Mindray BC-6000
- Erba H560
- Sysmex 1000
- ESR-Auto ESR analyser microsed system .

Immunology

- Architect i1000SR
- Vidas

REFERENCE

- Dr. George Chacko Jacob
Consultant Pathologist,
MD in pathology
Mob:-+919495925730
- Dr.Kunjunjamma Philip
MBBS,BLOOD BANK OFFICER
Mob:-+919446754295

Biochemistry

- Randox IMOLA
- Erba-chem7
- Epsilon
- Radiometer ABL. 9
- HBA1C:HLC-723GX (Tosh Automated glyco
Haemoglobin Analyser)

Serology

- Mispa i3

Coagulation Study

- Start max

DECLARATION

I hereby declare that all the details furnished above are true to the best of my knowledge. I assure you Sir/Madam; I will execute my work to the fullest satisfaction of my superiors.

Place:Kochara

Yours obediently,

Date:

JWALA JOSE