



ASIF K K

**RADIOLOGIC
TECHNOLOGIST MEMBER OF
ISRT**
REGNO.LM-MI14098/2022

Contact: +919746052527
asifashrafckl@gmail.com

PROFESSIONAL PROFILE

Diligent Radiographer specializing in quality radiologic services committed to cater patient needs with an aim-

- To evolve as a proficient user of Radiology management and hospital information systems and practices
- To work in a hospital to grow as a radiographer and to surround myself with professionals of radiology
- To be associated with an organization that provides career development opportunities so that I may contribute
- Its progress through the best of my knowledge and skills

WORK EXPERIENCE

RADIOGRAPHER, 06/2022–Till date

CH HOSPITAL, VARAM

RADIOGRAPHER, 05/2021–05/2022

SREENARAYANA INSTITUTE OF MEDICAL SCIENCE, CHALAKKA, ERNAMKULAM

RADIOGRAPHER INTERN, 10/2019–09/2020

ASTER MIMS, KANNUR

RADIOGRAPHER INTERN, 06/2016–02/2017

KOYILIHOSPITAL, KANNUR

- Patient assessments and their clinic requirements to workout which radiographic techniques to be used
- Perform MRIs, CT Scans, X-Ray Imaging, Portable Radiography and Fluoroscopic procedures
- Equipment assessments to check malfunctions and errors
- Complex radiological examination assistance by working with doctors such as radiologists and surgeons
- Providing support and reassurance to patients including meeting and greeting of patients
- Patient preparation for MRI, CT, and General Radiography
- Manage HIS, RIS, PACS
- Served a diverse case load including newborn, infants, children, adolescents, adults and geriatric patients
- Regularly attended Continuing Medical Education seminars, thus updated with the newest trends
- Maintaining the front of house reception area and maintain cleanliness according to hospital guidelines
- Total patient care including radiation safety
- Performed special procedures like CT guided FNAC, biopsies and drainages under the direction of consultant radiologist
- Perform DR and CR Radiography and all routine and contrast CT scans
- To work within the legal and ethical boundaries which the profession demands

KEY EQUIPMENTS HANDLED

- **X-RAY**–Samsung-DRsystem1000MA,Siemensheiphos300MA,Allengersdigital250MA,Siemenspeophos500MA,Wipro GE300MA
- **CT SCAN**- CT-128-slice PHILIPS INGUNITY , CT-16 slice SiemensSomatomemotion
- **MRI**-1.5TPHILIPSACHIEVA
- **C-ARM** –SkaneyTechnologiesSkan-C
- **PORTABLEX-RAY**–gantra100MA,Wiproge-geneius100MA,Siemensmultimobil100MA,Philips

KEY CONFERENCES

- Attended the career guidance and professional development program of Indian society of radiographer and technologists organised by ASTER MIMS on 1stmarch 2020.
- Participated in national seminar on NEWER TECHNIQUES IN RADIOLOGY AND IMAGING conducted by department of radiology,FAHS,VMRF, salem on 24th November 2018.
- Attend NIMSRADCON2016 hosted by NIMSMEDICITY,Trivandrum on 21stmay 2016

EDUCATION



BACHELOR OF SCIENCE IN RADIOLOGY AND IMAGING TECHNOLOGY (2017– 2020)
Vinayakamissionresearchfoundation,salem

DIPLOMA IN MEDICAL IMAGING TECHNOLOGY-2016
Dpmi(Affiliated of delhi paramedical society)

SECONDARY SCHOOL (2015)
Kerala State Board,Kerala,India

HIGH SCHOOL LEAVING CERTIFICATE (2013)
KeralaStateBoard,Kerala,India

LANGUANGE SKILL


EnglishMal 
ayalamTa 
mil Hindi 


REFERENCES

Mr.Satheesh
Radiographer
Department incharge, Aster mims,
kannurPh:+919656191252

Dr.Gurusiddanagowda
RadiologydepartmentHOD,Sreenarayanainstituteofmedicalscience,chalakka,ernakulam Ph:+918714446865

CONTACT DETAILS

+919746052527
asifashrafckl@gmail.com 
Kerala.India