

# ABHIRAMI REMESH

Seeking a position to utilize my skills abilities and synergise with organisation to focus on and achieve the long term goals that have to been put into a place

## Experience

### 2020-2021    Internship Trainee

- One year Internship Programme, Department of Radiology and Imaging, KG Hospital Coimbatore.

## Education

2016-2020    BSc Radiology and Imaging Technology, KG Hospital and Post Graduate Medical institute, The Tamilnadu Dr.MGR Medical University, Coimbatore, Tamilnadu.

2014-2016    Higher Secondary  
Govt Higher Secondary School,  
Mulanthuruthy, Ernakulam.

2014        SSLC  
Hail Mary E.M.H.S. School,  
Perumpilly, Mulanthuruthy.

## Additional Qualification


- Trained on CT cardiac angiography and post processing techniques
- Participated on inter-collage conference On Radiology Imaging Technology conducted by Sun Institute of Health Science
- Attended workshop on Radiology Safety and Imaging Technology Conducted by PSG Hospital, Coimbatore


## Interests

Reading            Cycling            Gardening  
Cooking            Movies


## Personal Information

Date of birth : 15.09.1998  
Nationality : Indian  
Marital status : Single

 **Address**  
Punnakattu House  
Perumpilly P.O  
Mulanthuruthy  
Ernakulam

 **Phone**  
[+91 94467 40863](tel:+919446740863)  
[+91 88484 92879](tel:+918848492879)

 **E-mail**  
[ammuremesh8@gmail.com](mailto:ammuremesh8@gmail.com)

 **Skills**

- Strategic planning
- Strong communication
- Team management
- High leadership
- Basic computer knowledge

**Languages known** : English  
: Malayalam  
: Hindi  
: Tamil(Speak)

## Achievements

- Participated on CME conducted by SIR at Sree Ramakrishna Hospital Coimbatore.
- Participated and on Roentgen day with seminar conducted by SIR at Coimbatore medical college.
- Participated 3rd National conference organised by SORRT and Department of Radiology and Imaging Dr. JAYASEKHARAN MEDICAL TRUST Nagercoil.
- Participated on Roentgen Day with CME conducted by SOIRT at Sri Ramakrishna Hospital Coimbatore.
- Participated on Roentgen Day with CME conducted by Ganga Medical Centre & Hospitals.

## Has worked on:

- MRI-1.5 tesla SIEMENS Magnetom Avanto (32x8). ✓ CT - 128 slice SIEMENS somatom Definition AS+.
- FLUROSCOPY-SHIMADZU flexavision.
- DIGITAL X-RAY-PROGNOSYS medical system Prorad CALYPSO.
- DIGITAL OPG-PLANMECA PROMAX.
- BMD -HOLOGIC DISCOVERY.
- PORTABLE X-RAY-SHIMADZU MUX-10T (Digital Radiography).
- PORTABLE X-RAY -SIEMENS MULTIMOBIL 10(Computed Radiography).

## References

- |   |                                      |
|---|--------------------------------------|
| ▪ Mr. Parthiban<br>Senior CT & MRI Technologist & Manager<br>K.G Hospital | 9585109666<br>partipan.v66@gmail.com |
| ▪ Dr. Praveen Kumar<br>Consultant Radiologist<br>K.G Hospital             | 8072155290<br>drpraveen@gmail.com    |
| ▪ Dr. Vinod Saravanan<br>Consultant Radiologist<br>K.G Hospital           | 9787307771<br>vs7771@gmail.com       |
| ▪ Dr. Rajarajan<br>Consultant Radiologist<br>K.G Hospital                 | 9790086512<br>rajarajan@gmail.com    |
| ▪ Dr. Karunakaran<br>Consultant Radiologist<br>K.G Hospital               | 8056569978<br>mkkaranindia@gmail.com |
| ▪ Dr. Sabareesh<br>Consultant Radiologist<br>K.G Hospital                 | 9787861046<br>veersabari@gmail.com   |

## Declaration:

I hereby declare that information furnished above is true to best of my knowledge.

Yours sincerely,  
Abhirami Remesh.